


Tracheostomy Tube Holder

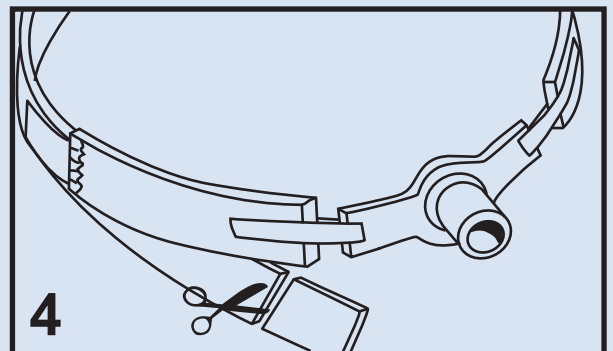
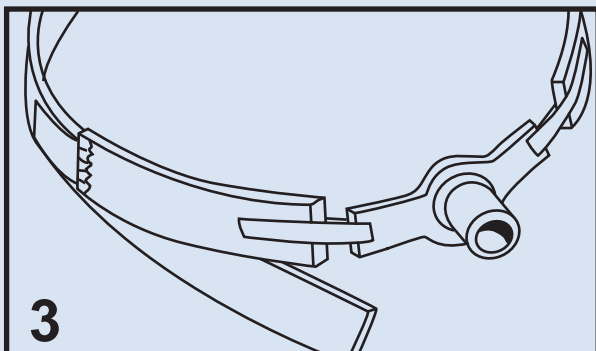
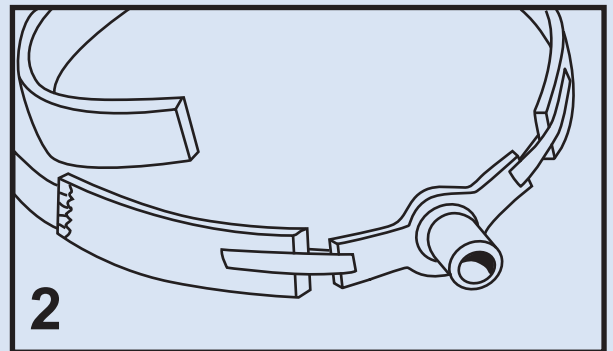
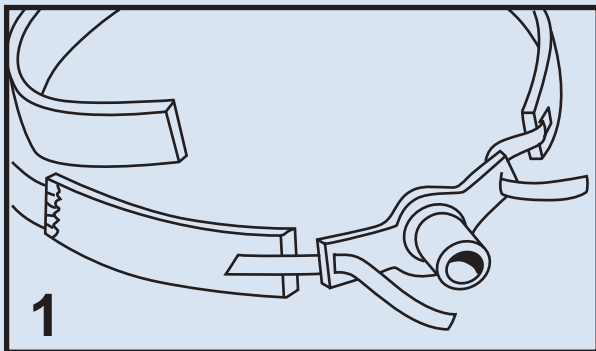


Instructions For Use:

- Used to fix the tracheostomy tubes on patient's neck.
- Thread long, narrow fastener tabs through flanges on trach plate.
- Bring tabs back over flange and adhere to the neckband.
- Secure fastener tab of short section to the long neckband section.

Adjust for proper length or compression.

- Cut off excess material for proper length.




Features:


- Material: cotton, foam and Velcro.
- Designed to fit patients comfortably and securely.
- Stabilize the catheter, maximize patient comfort.
- Reduce anaphylaxis, prevent from the occurrence of the phlebitis.
- Reduce catheter movement. Minimize accidental catheter dislodgements.
- Elimination circumferential compression. Alleviating traction of catheter.
- Easy to secure. Saves nursing time.
- Secure and easy to use Velcro tabs fit any size of tracheostomy tube's flange ends.
- Length adjustable to fit most patients, from pediatric to adult.

Type	Size	Ref	Material	Remarks
A	35.5x2.5cm	306-5-20B	Cotton, foam, velcro	Adult
A	17.5x1.9cm	306-6-20B	Cotton, foam, velcro	Child
B	57x3.5 cm	306-3-20B	Cotton, foam, velcro	Adult
B	46x3.5 cm	306-4-20B	Cotton, foam, velcro	Child

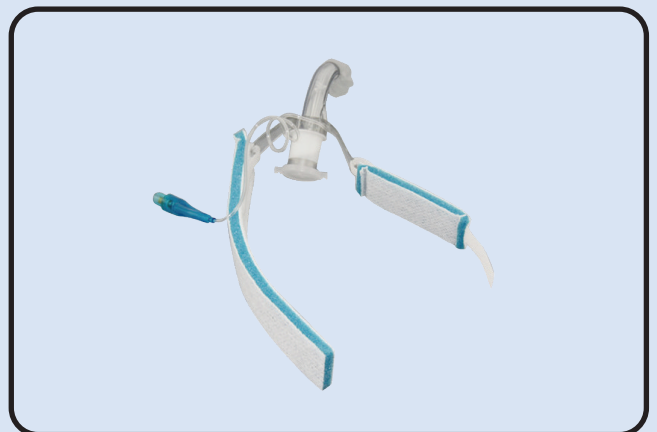
Type A



Type B



After fixed the tracheostomy tube



Caution:

1. The operator for this product must be trained by professional training.
2. This product is for single patient use only, please destroy when it was used, don't use it once again.
3. Change the holder daily or more frequently as required. Change after patient bathing.
4. Single use only, Latex free.

Storage:

Store in a cool, dry and dark place. Avoid direct sunlight.

Tracheostomy Tube Holder



Secured Medical Direction UK Co., Ltd.

Wayson Commercial Bldg 28 Con-naught Rd West Sheung Wan HK, P.R.C.



Secured Medical Direction UK Co., Ltd.

St. James House 13 Kensington Square W8 5HD London U.K.

www.smd-medical.com